

Ref. No. Mahagams/CSTPS/Ash Utilization/A-32/

No 0 0 3 3 4

Date: 13 NOV 2020


(By email)


To,
System Analyst/Web Administrator,
Maharashtra State Power Generation Co. Ltd.
PRAKASHGAD, Plot No. G-9,
Bandra (East) Mumbai-400 051


Sub: Submission of Web Posting Data of ash utilization, Unit-3 to Unit-9, CSTPS, Chandrapur for the month of Oct-2020.

With reference to above subject matter, please find enclosed herewith Web Posting Data of ash utilization, Unit-3 to Unit-9, CSTPS, Chandrapur for the month of **Oct-2020** to be uploaded at our portal www.mahagenco.in.

Encl.: As above


Exe. Engineer (Mahagams),
CSTPS, Chandrapur


AEC(AU)



Name of the Power Utility: Chandrapur Super Thermal Power Station, Chandrapur

Unit-3 to 9: Capacity: 2x210 MW + 5x500 MW = 2920 MW **MONTH: Oct-2020**

Sr. No.	Name of Ash Disposal Area	Ash Disposal Area in Hect.	Design life of Ash Disposal Area	Pond Ash Availability in MT up to 30.09.2020	Ash Generated in MT during the Oct-2020		Ash utilized in MT during the Oct-2020			Pond ash availability in MT (upto 31.10.2020)
					ESP Fly Ash	Bottom Ash	Dry ESP Fly Ash	Bottom Ash	Pond Ash	
(1)	(2)	(3)	(4)	(5)	(6)	(7)	(8)	(9)	(10)	(11)
1	Chandrapur TPS Ash Bund	2668		7,51,69,315	3,02,675	1,29,718	72,976	0	500	7,55,28,732
ASH UTILIZATION DETAILS										
Sr. No.	Area of Utilization	For the Month (Oct-2020) Ash Utilized in MT			Cummulative for Year (FY 2020-21) Ash Utilized in MT					
		Dry ESP Fly Ash	Bottom Ash	Pond Ash	Dry ESP Fly Ash	Bottom Ash	Pond ash			
1	Bricks/Blocks/Tiles Industries									
1A	Dry Fly Ash issued to Bricks/Blocks/Tiles Industries	5563			22265					
1B	Pond Ash issued to Bricks/Blocks/Tiles Industries								3708	
1C	Fly Ash issued to Bricks/Blocks/Tiles in own plant									
	a) Dry Fly Ash used									
	b) Pond ash issued									
	Sub Total									
	Total Fly Ash issued to Bricks/Blocks/Tiles Industries	5563			22265		0		3708	
2	Cement Industires			0						

Sr. No.	Area of Utilization	For the Month (Oct-2020) Ash Utilized in MT			Cummulative for Year (FY 2020-21) Ash Utilized in MT		
		Dry ESP Fly Ash	Bottom Ash	Pond Ash	Dry ESP Fly Ash	Bottom Ash	Pond ash
2A	Dry ESP Fly Ash issued to Cement Industries						
	a) Cement	67413			386495		
	b) RMC						
	c) Asbestos						
	Sub Total				386495		
2B	Pond Ash issued to Cement Industries						
	Total Ash issued to Cement Industries (2A+2B)	67413			386495	0	0
3	Roads, Fly over/ Rail Embankment						
3A	Dry Fly Ash issued for Road Construction (outside)						
3B	Pond Ash issued for Road Construction (outside)	0	0	0	0	0	0
	Total Ash issued for Road Construction (outside) 3A+3B	0	0	0	0	0	0
4	Total Fly Ash issued for part replacement in cement in	0	0	0	0	0	0
5	Total Fly Ash supplied to	0	0	0	0	0	0
6	Total fly ash used for Ash dyke raising	0	0	0	0	0	0
7	Landfill/Reclamation of low lying area	0	0	420	0	0	6870
	a)Power Utilitu Own land						
	b) Outside land			0			

Sr. No.	Area of Utilization	For the Month (Oct-2020) Ash Utilized in MT			Cummulative for Year (FY 2020-21) Ash Utilized in MT		
		Dry ESP Fly Ash	Bottom Ash	Pond Ash	Dry ESP Fly Ash	Bottom Ash	Pond ash
	Total Fly Ash Used for Landfill/Reclamation of low lying area	0	0	420	0	0	6870
8	Mine Filling						
	a) Open cast mine						
	b) Underground Mine						
	Total Fly Ash Used for Mine	0	0	0	0	0	0
9	Agriculture/Waste Land Development						
9A	Dry ESP Fly Ash issued for Agriculture/Waste Land Development	0	0	0	0	0	0
9B	Pond Ash issued for Agriculture/Waste Land Development	0	0	0	0	0	0
	Total Ash issued for Agriculture/Waste Land Development (9A+9B)	0	0	0	0	0	0
10	Others						
	a) CLSM						
	b) Cenospheres						14
	c) Bottom Ash Cover						
	d) Any Other						0
	Total Ash issued for other purpose	0	0		0	0	14
	Grand Total	72976	0	420	408760	0	10592